





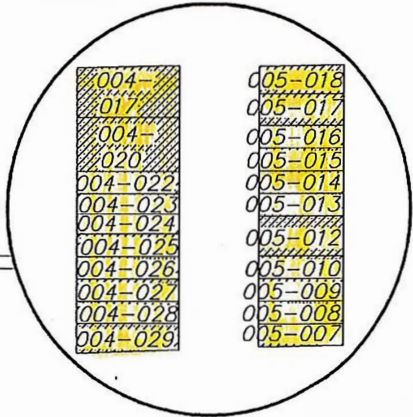



SCALE: 1"=600'

LEGEND

-  AGRICULTURE A1
-  LOW DENSITY RESIDENTIAL R1A
-  MEDIUM DENSITY RESIDENTIAL R1B
-  HIGHWAY SERVICE B2
-  GENERAL BUSINESS B1
-  INDUSTRIAL M1

PROFESSIONAL
ENGINEERING
ASSOCIATES
2430 Rochester Ct, Suite 100
Troy, MI 48065-1872
(248) 689-9090

\\VILLAGE OF MORRIS\DRG\ZONING2.DWG
KCH/ROM

CONTRACT

EXISTING ZONING PLAN

SHEET
1
of 1

MOR RICE MASTER PLAN

SCALE: 1"=600' DATE 05-07-03